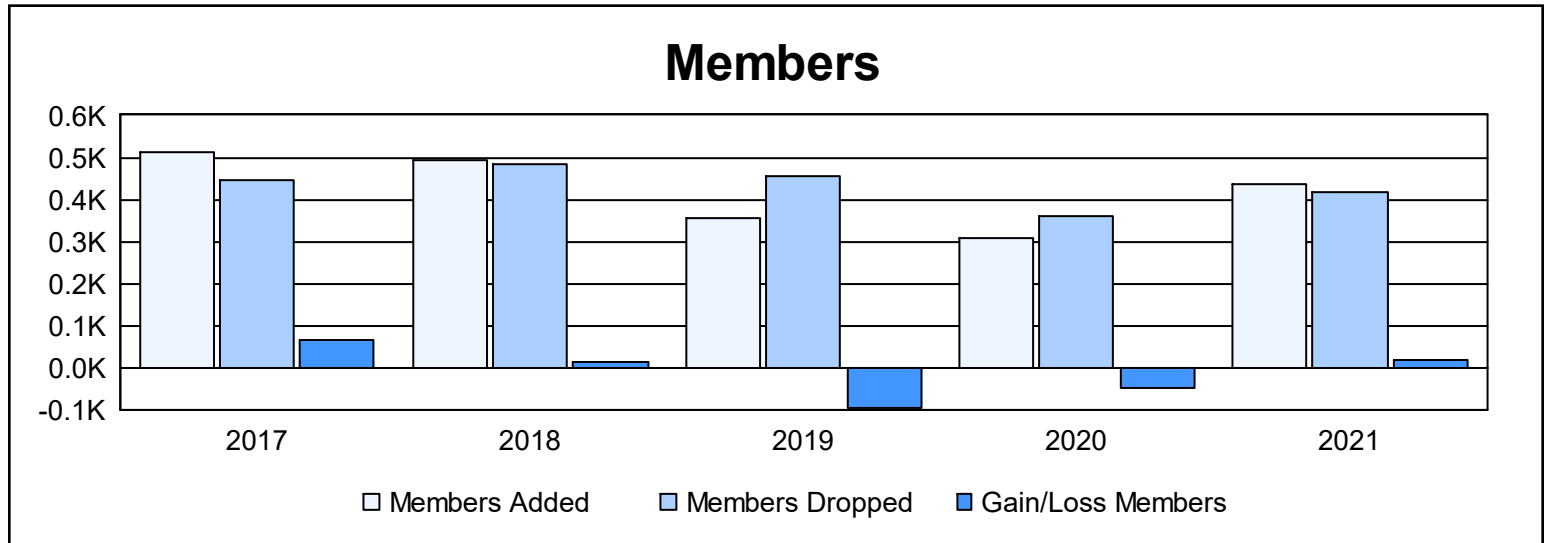
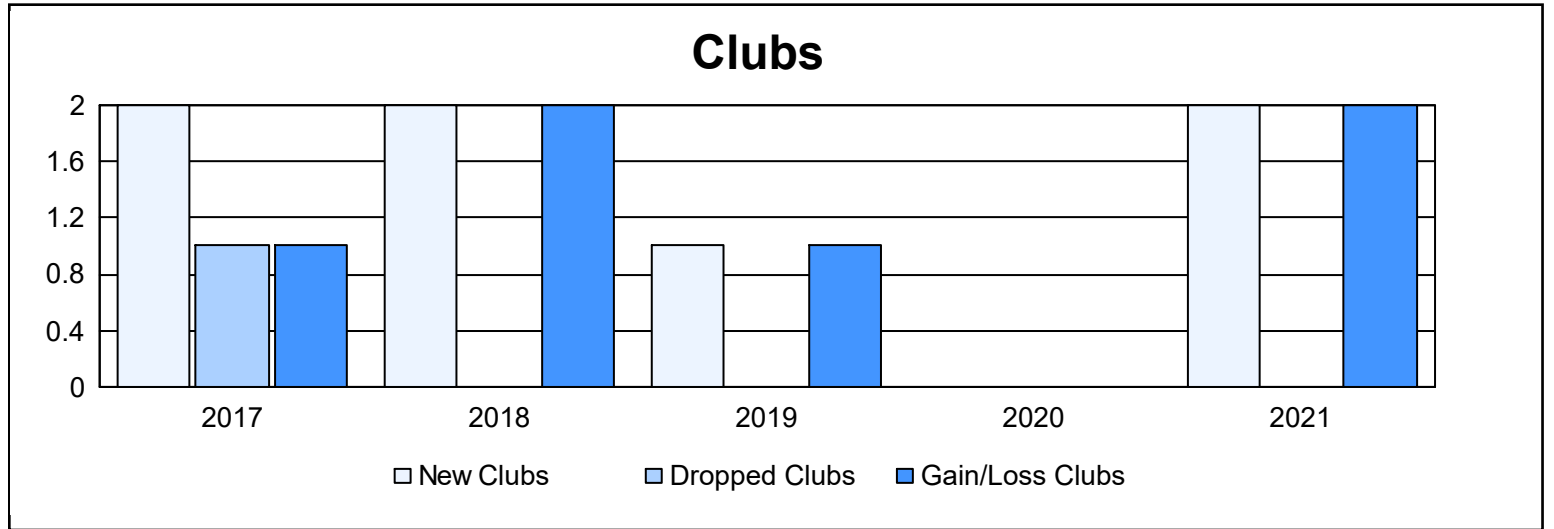
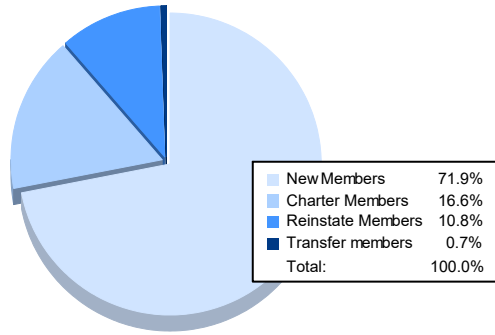


| Year | New Clubs | Dropped Clubs | Gain/ Loss Clubs | New Members | Charter Members | Reinstate Members | Transfer Members | Total Member Added | Total Members Dropped | Gain/ Loss Members |
|----------------|-----------|---------------|------------------|-------------|-----------------|-------------------|------------------|--------------------|-----------------------|--------------------|
| 2016-2017 | 2 | 1 | 1 | 419 | 70 | 15 | 7 | 511 | 447 | 64 |
| 2017-2018 | 2 | 0 | 2 | 394 | 65 | 32 | 4 | 495 | 483 | 12 |
| 2018-2019 | 1 | 0 | 1 | 285 | 41 | 24 | 7 | 357 | 454 | -97 |
| 2019-2020 | 0 | 0 | 0 | 281 | 1 | 24 | 2 | 308 | 358 | -50 |
| 2020-2021 | 2 | 0 | 2 | 312 | 72 | 47 | 3 | 434 | 415 | 19 |
| Average | 1 | 0 | 1 | 338 | 50 | 28 | 5 | 421 | 431 | -10 |



Membership Composition June 2021 Cumulative



Gender Composition June 2021 Cumulative

